


NEW

Multi-Purpose Turbine Pumps

Higher Flow Rates and Better Sealing Performance than the Competition

Features of Models 18 and 19:

- Higher flow rates than previous DL-Model pumps
- Designed for dual hose dispensing applications
- Dimensionally interchangeable with Corken's direct mount pumps
- New mounting holes make it easier to retrofit competitive models
- All maintenance performed by simply removing the cover
- The mechanical seal is the only wear part
- Industry leading seal seat material (SiC) improves sealing performance and extends the life of the mechanical seal
- Free-floating impeller has no metal-to-metal contact delivering many years of trouble-free service
- Optional discharge ports (1" at top, 3/4" on side)

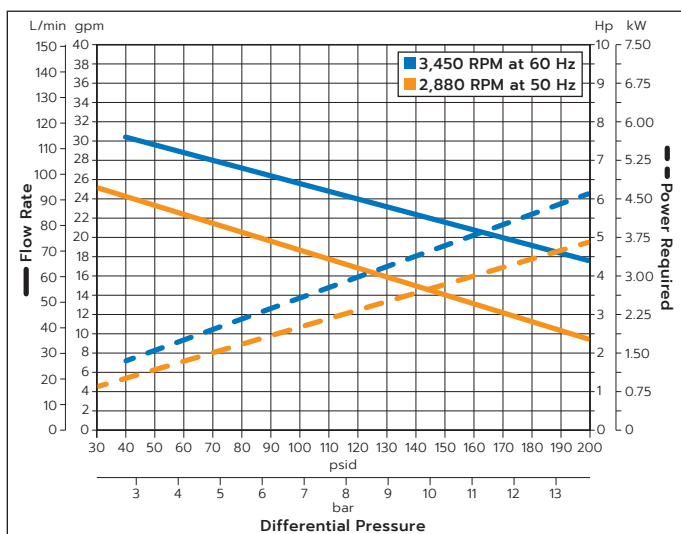


DL-Model

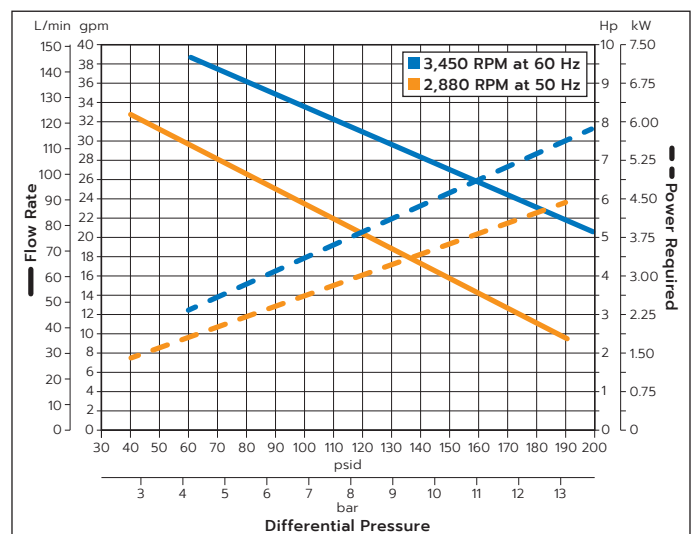
Applications:

- Autogas Dispensing
- Cylinder Filling
- Forklift Refueling
- Vaporizer Feed
- Aerosol Propellant

Model 18 Performance Curves



Model 19 Performance Curves

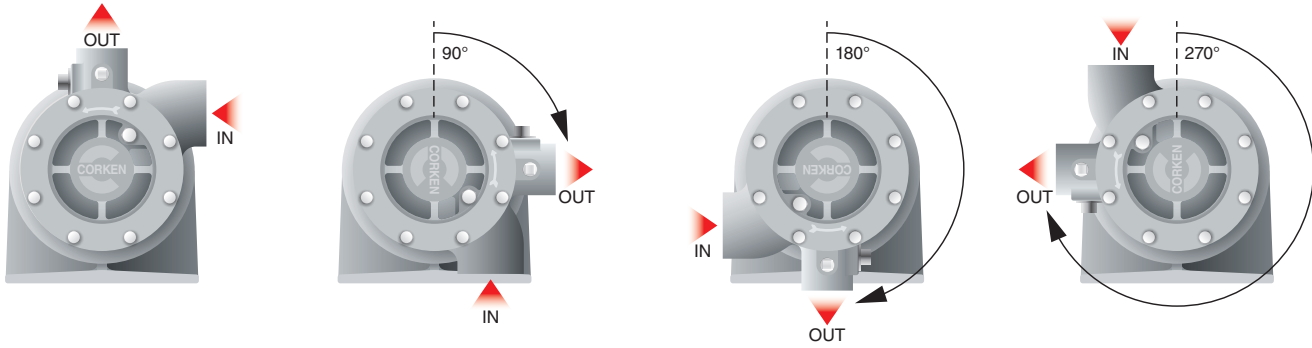


CORKEN®

A Unit of IDEX Corporation

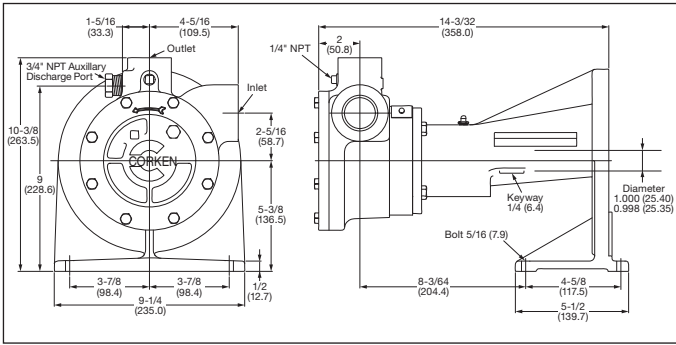
Nozzle Rotation

To aid the installation process, the pump nozzles can be rotated into four different positions, 90 degrees apart, if necessary.

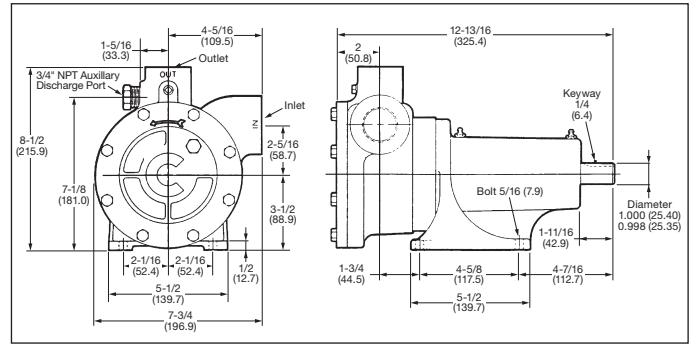


Outline Dimensions

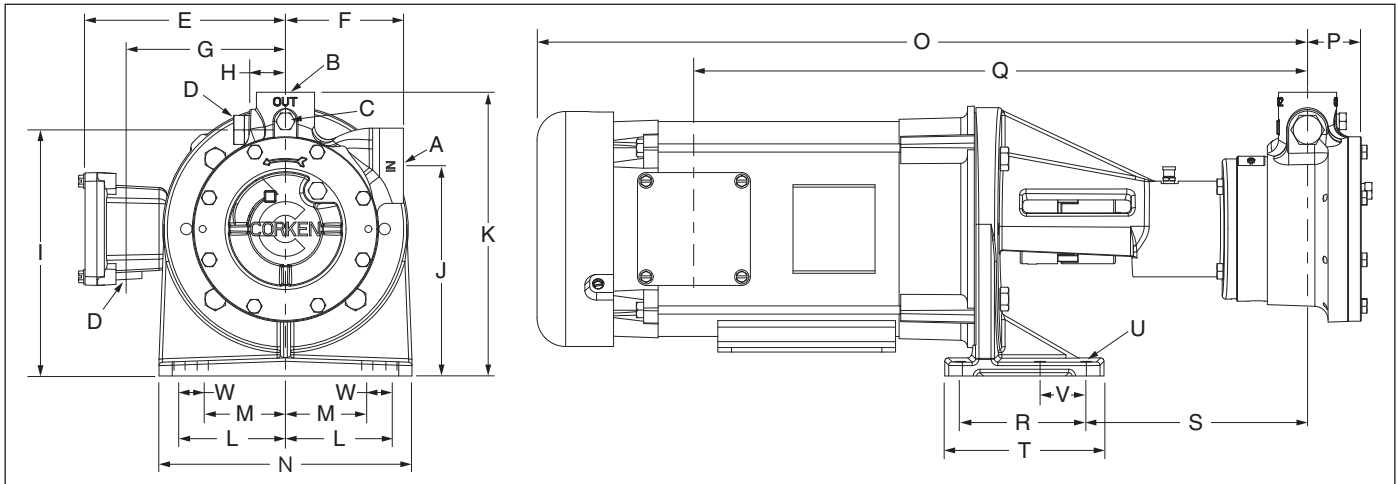
DL-Model (Direct Mount)



F-Model (Frame Mount)



DL-Model (Direct Mount) with 5 Hp, Single and Three Phase Motor-60 Hz



Motor Phase	A	B	C	D	F	F	G	H	I	J	K	L	M	N	O	P	Q	R	S	T	U	V	W
Single	Inlet: 1-1/2" NPT	Outlet: 1" NPT	1/4" NPT	3/4" NPT	8-3/8 (212.7)	4-5/16 (109.5)	6-13/16 (173.0)	1-5/16 (33.3)	9 (228.6)	7-11/16 (195.3)	10-3/8 (263.5)	3-7/8 (98.4)	2-3/8 (60.33)	9-1/4 (235.0)	29-3/16 (741.4)	2 (50.8)	22-3/4 (577.9)	4-5/8 (117.5)	8-3/16 (208.0)	5-13/16 (147.6)	Bolt: 13/32 (10.3)	2-1/16 (52.39)	1-1/2 (38.10)
Three	Inlet: 1-1/2" NPT	Outlet: 1" NPT	1/4" NPT	3/4" NPT	8-11/16 (220.7)	4-5/16 (109.5)	6-7/16 (163.5)	1-5/16 (33.3)	9 (228.6)	7-11/16 (195.3)	10-3/8 (263.5)	3-7/8 (98.4)	2-3/8 (60.33)	9-1/4 (235.0)	25-1/2 (647.7)	2 (50.8)	17-11/16 (449.3)	4-5/8 (117.5)	8-3/16 (208.0)	5-13/16 (147.6)	Bolt: 13/32 (10.3)	2-1/16 (52.39)	1-1/2 (38.10)

All dimensions are in inches (millimeters). Motor dimensions are for reference only.

Solutions beyond products...



CF101A

CORKEN, INC. · A Unit of IDEX Corporation
 9201 North I-35 Service Road, Oklahoma City, OK. 73131 U.S.A.
 Phone (405) 946-5576 · FAX (405) 948-7343
 Website: www.corken.com · E-mail: cocsalesdept@idexcorp.com



@CorkenInc



PRINTED IN THE USA
 DECEMBER 2019